



Press Release

10.01.2026

The Innovators of the Future Meet at TEKNOFEST Applications for the 2026 Technology Competitions Are Now Open!

Applications have officially opened for the 2026 Technology Competitions organized within the scope of TEKNOFEST, the world's largest aerospace and technology festival. Taking place this year in its new host city, Şanlıurfa, TEKNOFEST 2026 invites young innovators to new discoveries with TRY 75 million in awards and over TRY 100 million in financial support. Applications for those who aspire to transform ideas into projects and projects into the future will remain open until February 20.

In 2026, TEKNOFEST, the world's largest aerospace and technology festival, will be held in Şanlıurfa a city distinguished by its thousands of years of history and deep-rooted cultural heritage. Taking place between **September 30 and October 4** at **GAP Airport**, TEKNOFEST 2026 will bring science and technology together with millions at what is known as the "zero point of history."

Renowned for its continuously renewed competition categories, TEKNOFEST once again hosts the world's largest award-based technology competitions. Applications for the **TEKNOFEST 2026 Technology Competitions**, which will be organized across **52 competitions and 127 sub-categories**, will remain open until **February 20**.

From the Heart of History to the Minds of the Future: 52 Technology Competitions at TEKNOFEST Şanlıurfa!

At TEKNOFEST 2026, a total of 52 technology competitions will be organized across a wide range of fields that attract great interest from young innovators, including the Rocket Competition, Agricultural Technologies Competition, Unmanned Aerial Vehicles Competitions, Steel Dome Air Defense Systems Competition, Artificial Intelligence in Health Competition, and Secure Satellite Communication Competition.



In addition, unlike previous years, the Electronic Warfare Competition, Advanced Autonomous Systems Design and Operation Competition, TEKNOFEST Mining Technologies Competition, FPV Drone Tracking Competition, and Technologies for Humanity Competition will be opened for applications for the first time offering technology enthusiasts new horizons and powerful hands on experiences.

More Than 4 Million Dreams Have Turned into the Technologies of the Future Since 2018!

Since 2018, TEKNOFEST has served as a meeting point for innovation, production, and future shaping ideas, hosting over 4 million applications to date. At TEKNOFEST 2026, thousands of young people from primary school to postgraduate level will have the opportunity to apply to technology competitions across various categories and turn their dreams into tangible projects.

Applications for the technology competitions within the scope of TEKNOFEST 2026, to be held in Şanlıurfa, will close on February 20. Those who aspire to become architects of the future and pioneers of technology are invited to apply now.

Organized under the leadership of the **T3 Foundation** and the **Republic of Türkiye Ministry of Industry and Technology**, and supported by Türkiye's leading technology companies, public institutions, media organizations, and universities, TEKNOFEST is preparing to meet technology enthusiasts in Şanlıurfa in 2026.

To take part in the technology competitions of TEKNOFEST known as "*the festival of firsts*" you may submit your application at www.teknofest.org.

www.teknofest.org



TEKNOFEST 2026 TECHNOLOGY COMPETITIONS APPLICATION GUIDE

Applications are now open for the largest prize-winning technology competitions in Türkiye's history, organized within the scope of TEKNOFEST, which aims to raise awareness about technology and science throughout the society and increase Türkiye's human resources trained in science and engineering!

In order to be a part of TEKNOFEST Aerospace and Technology Festival, you can apply to the competition in the field you are interested in by following the application steps below.



TEKNOFEST 2026 TECHNOLOGY COMPETITIONS APPLICATION GUIDE

t3kys.com Corporate Management System is used for TEKNOFEST competition applications. All processes and document submissions, including the application phase of the competition, are carried out using this platform. In this direction, in order to participate in the TEKNOFEST Competition you want to participate in, you must first create an application via T3 CMS. The application steps are given below.

To apply for any of the TEKNOFEST competitions through CMS, you must first have a profile. If you already have a profile on CMS, you can access the login page via the link www.t3kys.com. There are two options for logging in: **Login with Email** and **Login with Phone Number**. You can log in by selecting either of these options.

Language -

T3KYS

Corporate Management System
Turkish Technology Team

Sign Up

Log in via Email | Log in via Phone Number

Email *

Password *

Forgot my password | Remember Me

Log In



If you do not have an existing profile, clicking the “Sign Up” button on the login screen will open a form screen containing the information required to create a membership. On this form screen, you will be asked to provide Panel Information, Personal Information, Address Information, and Education Information. After ensuring that you have filled in all the information on the screen completely and accurately, please read and approve the “Consent Form Regarding the Protection of Personal Data,” “Explicit Consent Statement within the Scope of the Personal Data Processing Information Notice,” and “Commercial Electronic Message Information Text” options by checking the relevant boxes.

Afterwards, you can log in from the “Log In” screen using the information you provided during registration.

language -

Corporate Management System
Turkish Technology Team

Sign up
You must enter the following mandatory fields correctly and completely.

Panel Information

Username * E-Mail Address * Password * Confirm Password *

Personal Information

Name * Last Name * Turkish Citizen * Gender *

Date of Birth * Code * Phone Number * How did you hear about T3? *

Address Information

Country * Address *

Education Information

I'm a graduate (Users at the graduate level must declare their information based on the last school they graduated from.)

Education Level * If your education information is not in the list, please write it.

Kişisel Verilerin Korunumuna İlişkin Muvafakatnameyi okudum, anladım ve kabul ediyorum.

Kişisel Verilerin İşlenmesine İlişkin Aydınlatma Metni kapsamında **Açık Rıza Beyanını** okudum, onaylıyorum.

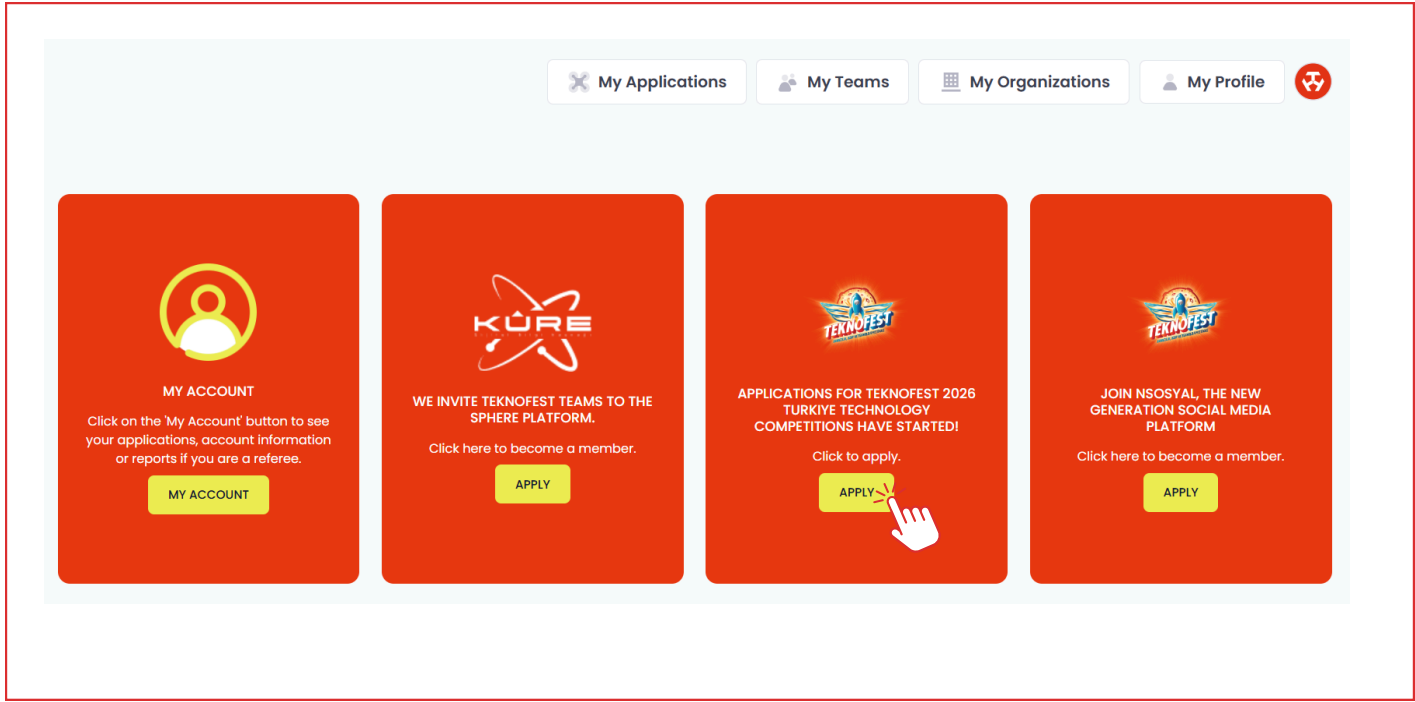
Ticari Elektronik İletişim Bilgilendirme Metni'ni okudum, onaylıyorum.

Ben robot değilim

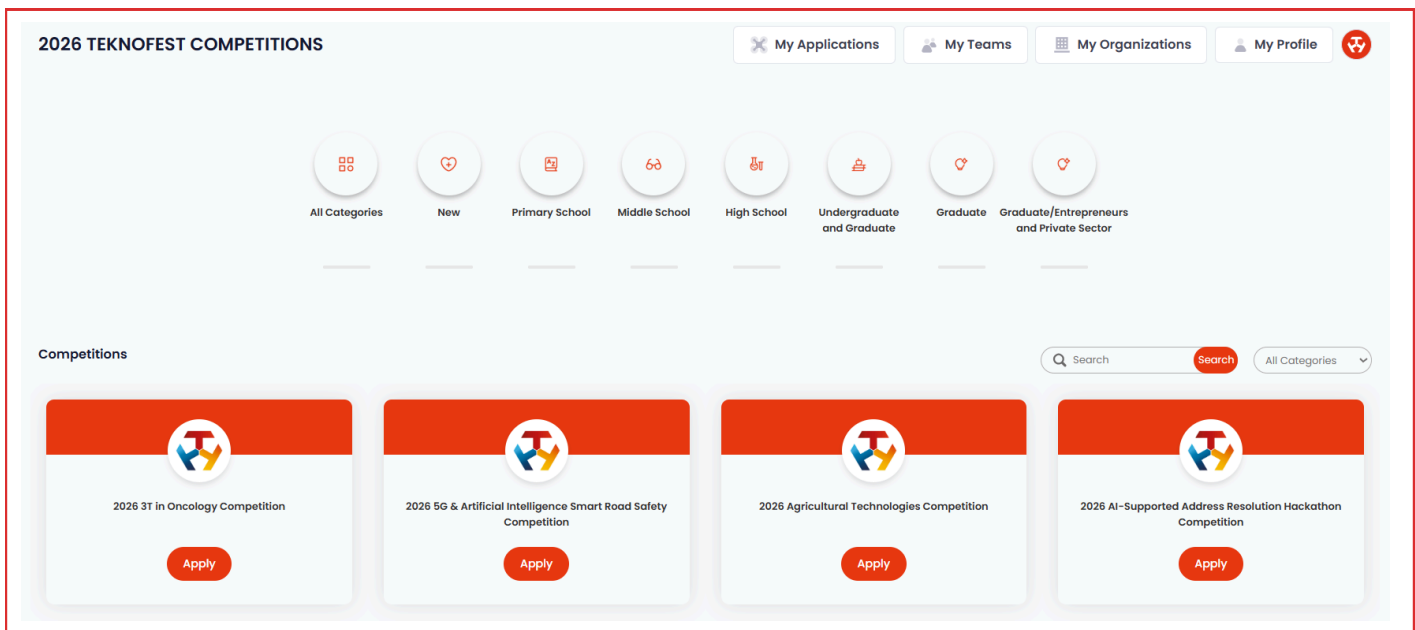
Ben robot değilim

Sign up

After logging into the system, the “Home Page” opens



On the home page, by clicking on the box titled: “APPLICATIONS FOR TEKNOFEST 2026 TÜRKİYE TECHNOLOGY COMPETITIONS HAVE STARTED!” you can view all TEKNOFEST competitions for which the application process is currently ongoing.

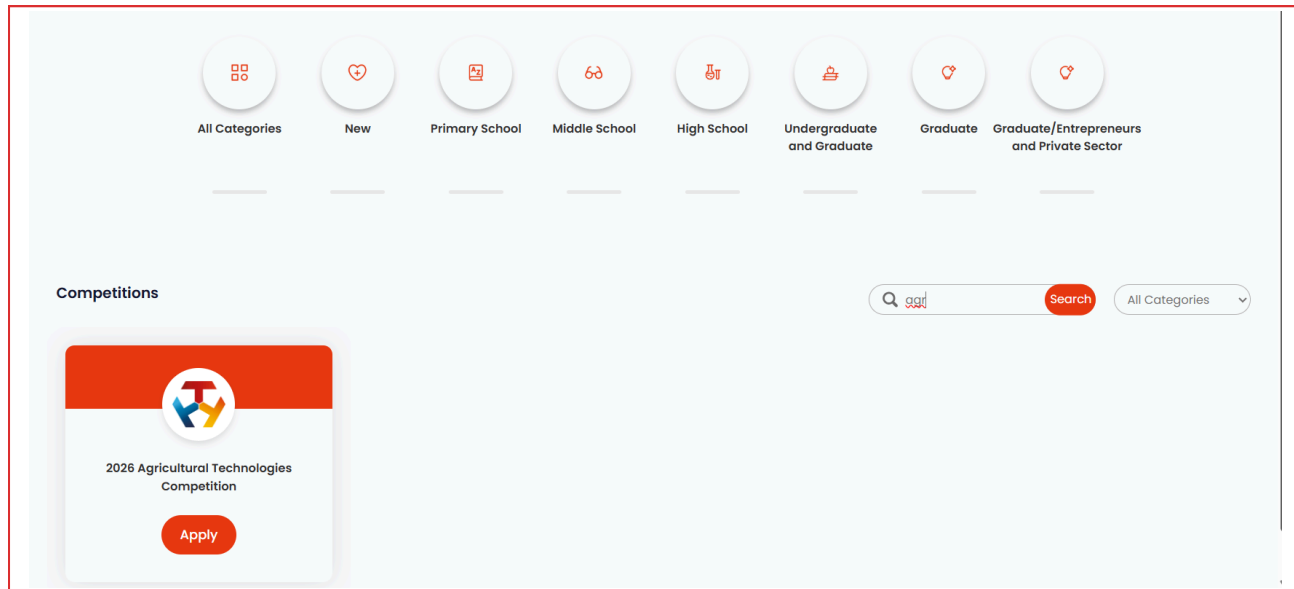




From the list, select the competition that matches your project idea and for which you meet the education level and application requirements.

To obtain detailed information about the competitions, learn about the application requirements, and access the specifications, you can review the page of the competition you have selected via the link below:

["https://teknofest.org/en/competitions/"](https://teknofest.org/en/competitions/)






STEP
1

UPDATE YOUR PROFILE!

After clicking the “Apply” button located above the competition category you have selected, the “Update Profile” step appears. At this stage, the applicant is expected to review the personal information registered in the system and update any missing or incorrect details. Profile information is taken as the basis during the application evaluation process, official correspondence, and team-related procedures.



2026 Agricultural Technologies Competition High School Level

1. Profile
Login

2. Team
Select team

3. Team
Edit Team

4. Team
Team Operations

5. Form
Fill out the form

6. Summary
Application Summary

TR

Update Profile

Review and update your profile information

1. Personal Information

Your personal details

First Name *	Last Name *
<input type="text"/>	<input type="text"/>



STEP
2

SELECT A TEAM!

Before applying to the TEKNOFEST Technology Competitions, each participant is **required to create a team** individual applications are not accepted. Even if you may need to update team members later, you can create your team first and then proceed with your application. The right to make team-specific updates will continue for a period determined by TEKNOFEST even after applications are completed. You can follow the steps below to create a team.

After updating the profile information, the process continues to the “Teams” section. This screen is the step where you select the team with which you will apply for the competition. In the form, you can either choose a team you have previously created or create a new team.

You can activate your inactive teams by clicking the “Copy and continue” option. If a user needs to create a new team-either because no team has been created before or because they do not wish to use any of the existing teams-they can proceed with the application by clicking the “New Team” button located in the upper right corner of the screen.

2026 Agricultural Technologies Competition High School Level

1. Profile Login 2. Team Select team 3. Team Edit Team 4. Team Team Operations 5. Form Fill out the form 6. Summary Application Summary

TR

Teams
You can proceed by updating your active team or copying your inactive team.

[New Team](#)

ID	Foundation Date	Name	Year	Members	Status	Action
	03.01.2026		2023	1	Active	Select



STEP
3

CREATE/EDIT THE TEAM!

When the user clicks the “**Select**” button in the row of the team they wish to apply with from the list, the system automatically redirects them to the “**Edit Team**” screen. On this screen, the details of the selected team are displayed, and the user can make the necessary updates to fields such as the team name, team type, and team description. This option is suitable for users who want to continue the application process with a previously created team.

When the “**New Team**” button is clicked, the user is directly redirected to the “**Edit Team**” stage. On this screen, the user is expected to enter the basic information required for the new team, including the team name, team structure, and the initial details needed for members to be added in the following steps. The option to create a new team is generally preferred by first-time applicants or users who wish to establish a separate team for each competition.

2026 Agricultural Technologies Competition High School Level

1. Profile Login

2. Team Select team

3. Team Edit Team

4. Team Team Operations

5. Form Fill out the form

6. Summary Application Summary

TR

Create/Edit Team

Create/Edit Team

1. Team Information

Enter general information about your team. This field includes your team's structure, number of participants and introduction.

Team Name *
Team name must be 3-50 characters. Only letters, numbers, hyphens (-), and underscores (_) are allowed. Cannot consist of only numbers or have leading/trailing spaces.

Team Founded Year *
The team's founding year cannot be a date later than the current year.



In both cases whether an existing team is selected or a new team is created the application process continues through the editing and completion of the team information. Therefore, selecting or creating a team is a critical stage to ensure that the application proceeds smoothly.

There are some important points you should pay attention to at this stage:

The **Team Type** is used to confirm whether your team is affiliated with any institution or school. In the team type selection, **Institution** refers to applications made on behalf of an institution, organization, or private entity, while **Graduate – Institution** indicates that graduated individuals are participating in the competition representing an institution. The **Graduate – School** option is used when team members have graduated but are applying on behalf of the last educational institution they attended, whereas the **School** option applies to cases in which team members are currently students and are participating in the competition representing their school.

The remaining information should be completed as requested. If the option you wish to select in multiple-choice questions is not available, or if you experience any issues during the process, you may contact us by sending a brief explanatory email to iletisim@teknofest.org.

After all required fields have been completed, you can create your team by clicking the “**Save and Continue**” button. Once the team registration process is completed, please ensure that you have received a confirmation email indicating that your team has been successfully created and that the team is visible on your team page.

2.Team Type and Education Information

Team Type *
Select the appropriate option based on your team's structure (school team, company team, etc.)

Select...

3.Team Location Information

Enter location information about your team. Location information of team members.

Country the Team Participated in *
You can choose the country where team members (except the advisor) participate the most, or you can make your selection based on the country you wish to represent.

Select...

City Where Team Participated *
You can choose the city where most team members (excluding the advisor) are located, or you can make your selection based on the city you wish to represent.

Select...

District Where the Team Participated *
You can choose the district where team members (excluding the advisor) participate the most, or you can make your selection based on the district you wish to represent.

Select...

4. Team Introduction Information

Enter introductory information about your team. Introductory information about team members.

Team Introduction Text *
Please share introductory information reflecting your team's purpose, areas of work, and team members' experience in this field. Forming a team is not the same as applying; the team introduction document is only required for team information.

Team Introduction File *
Upload the PDF file you have prepared with your team introduction. Content details: story, achievements, project photos, featured work. For more information, [click here](#).

Doşya Seç | Seçilen dosya yok

I approve the sharing of my team and team member information with the institution I am affiliated with and my team's school. *

[← Back](#) [Save and continue](#)

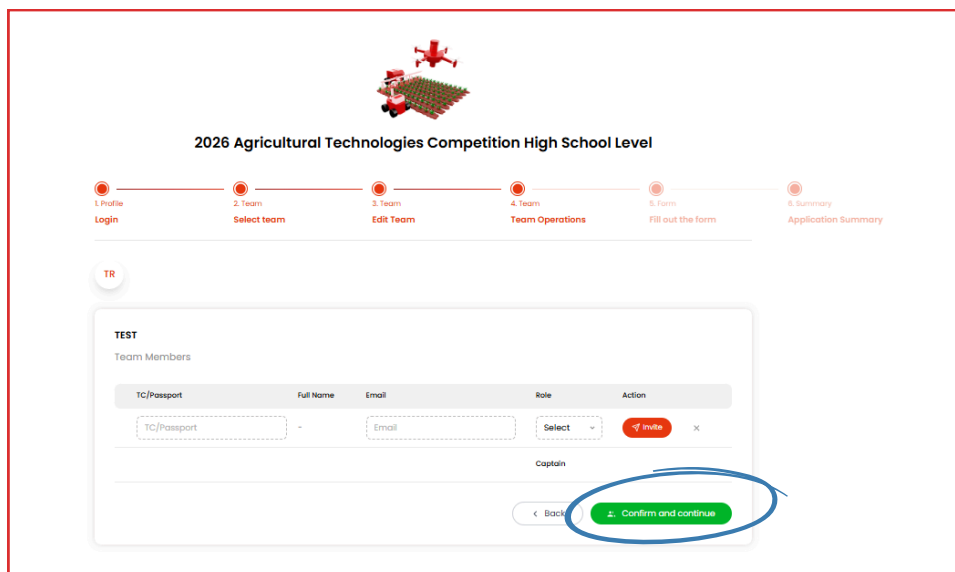
STEP
4

TEAM OPERATIONS!

After creating a team, the “Team Operations” section appears.

To update the members of a team you have previously created, click the “Add Member” button located under the relevant team on the Team Members screen. In the “Invite” section on the Team Members screen, you can invite members who have already registered and created a profile on CMS by entering their Turkish ID Number or Passport Number, Email Address, and Member Role. (Please make sure that the relevant member’s Turkish ID / Passport Number and Email Address are registered in CMS.)

Advisors must add themselves to the team with the advisor role.



2026 Agricultural Technologies Competition High School Level

1. Profile Login 2. Team Select team 3. Team Edit Team 4. Team Team Operations 5. Form Fill out the form 6. Summary Application Summary

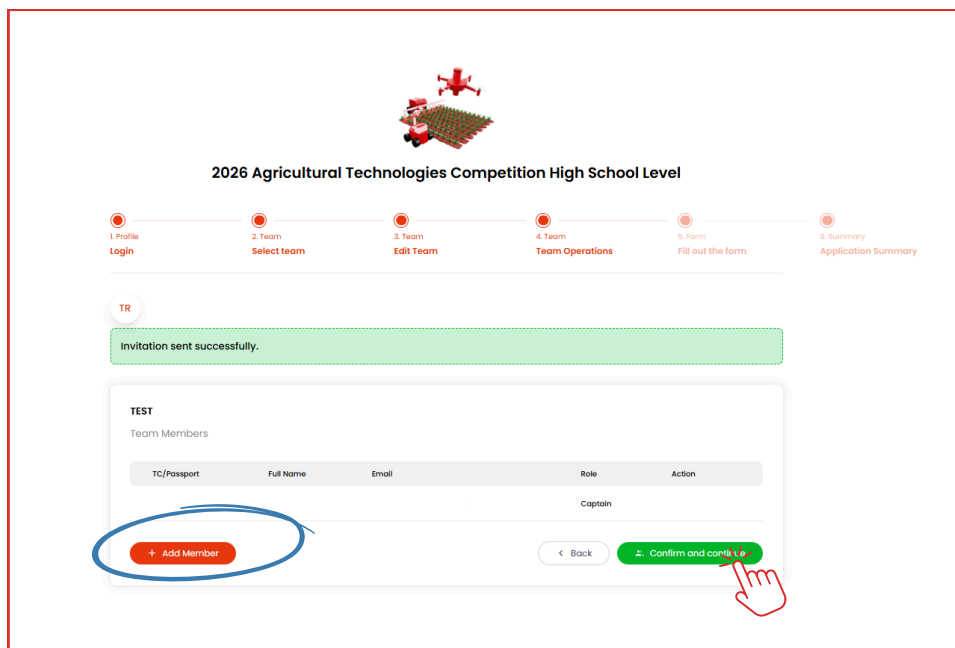
TR

TEST

Team Members

TC/Passport	Full Name	Email	Role	Action
<input type="text"/>	<input type="text"/>	<input type="text"/>	<input type="text"/>	<input type="button" value="Invite"/>

Captain



2026 Agricultural Technologies Competition High School Level

1. Profile Login 2. Team Select team 3. Team Edit Team 4. Team Team Operations 5. Form Fill out the form 6. Summary Application Summary

TR

Invitation sent successfully.

TEST

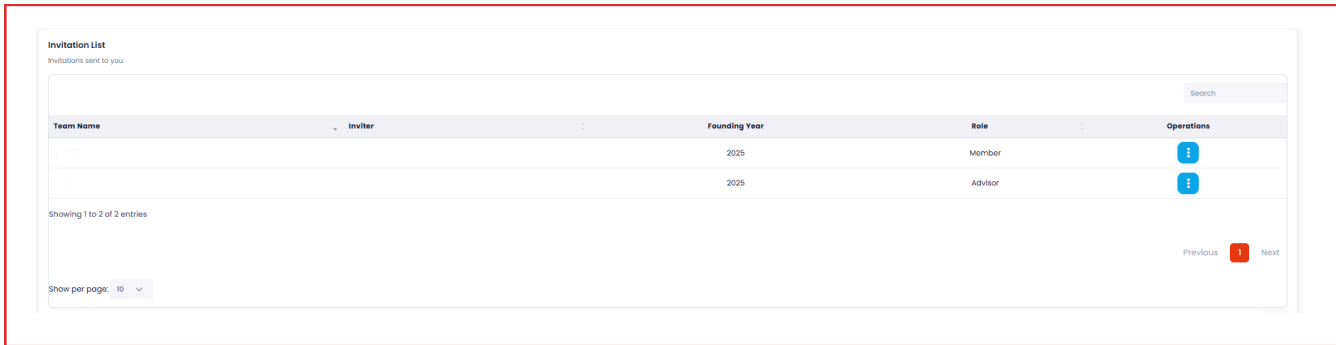
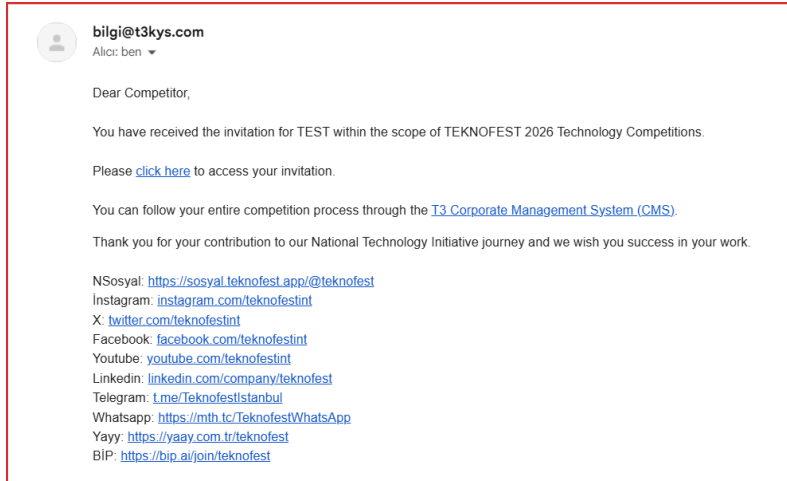
Team Members

TC/Passport	Full Name	Email	Role	Action
-------------	-----------	-------	------	--------

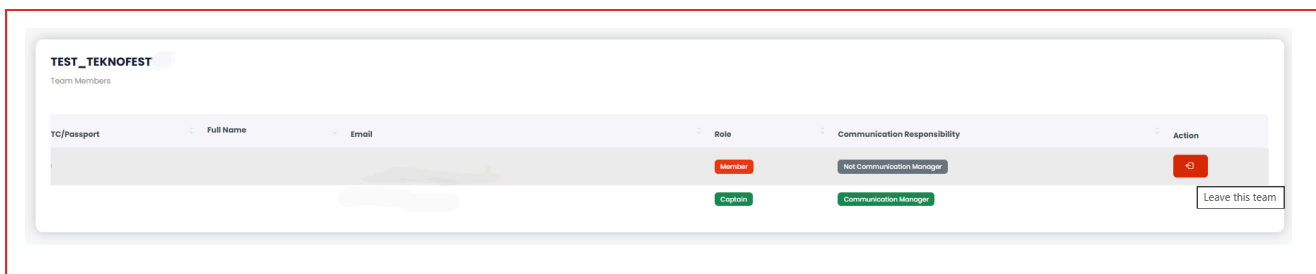
Captain



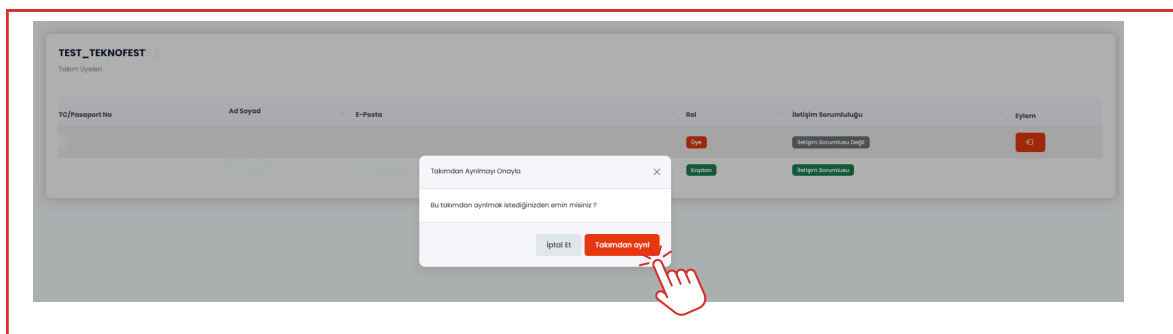
The invitation is sent to both the invited member's email address and their CMS account. The invitation can be viewed on the **My Team Information** page within the CMS account. If the invitation is accepted, the invited person becomes a member of that team.



Members who wish to leave the team can do so by clicking the **“Decline”** button located in the **Invitation List** section after clicking the CMS invitation email.



When the **“Are you sure you want to leave this team?”** option is clicked, the person is automatically removed from the team.





STEP
5

COMPLETE THE
FORM!

After the team member procedures are completed, you will be redirected to the "Application Form" section containing the project details. Please make sure that you complete the application form displayed on the screen accurately and in full.

2026 Agricultural Technologies Competition High School Level

1. Profile Login
2. Team Select team
3. Team Edit Team
4. Team Team Operations
5. Form Fill out the form
6. Summary Application Summary

TR

Application Form

PROJECT TITLE*

PROJECT DESCRIPTION*

PROJECT TOPIC
(You need to choose one of the topics in the specification)*

HAVE YOU APPLIED IN TEKNOFEST COMPETITIONS BEFORE?*

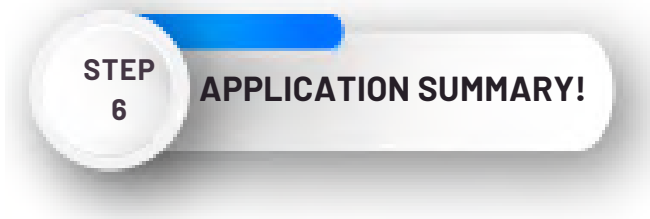
I have read, understood and accept the competition, Specifications, which I have applied on the 2026 TEKNOFEST Website.*

I agree that if I publish an academic paper based on the project we developed within the scope of TEKNOFEST, the publication will be reported to the T3 Foundation and a digital or printed copy will be shared with the Foundation.*

< Back Submit



When you click the “Submit” button, your application will be approved, and you will receive an email notifying you that your application has been approved. You may update the information related to your application as long as the application period remains open.



2026 Agricultural Technologies Competition High School Level

1. Profile Login 2. Team Select team 3. Team Edit Team 4. Team Team Operations 5. Form Fill out the form 6. Summary Application Summary

TR

✓
Your application has been received.

2026 Agricultural Technologies Competition High School Level

Project Title

Project Description

Team Name

Team ID

Application ID

Application Time

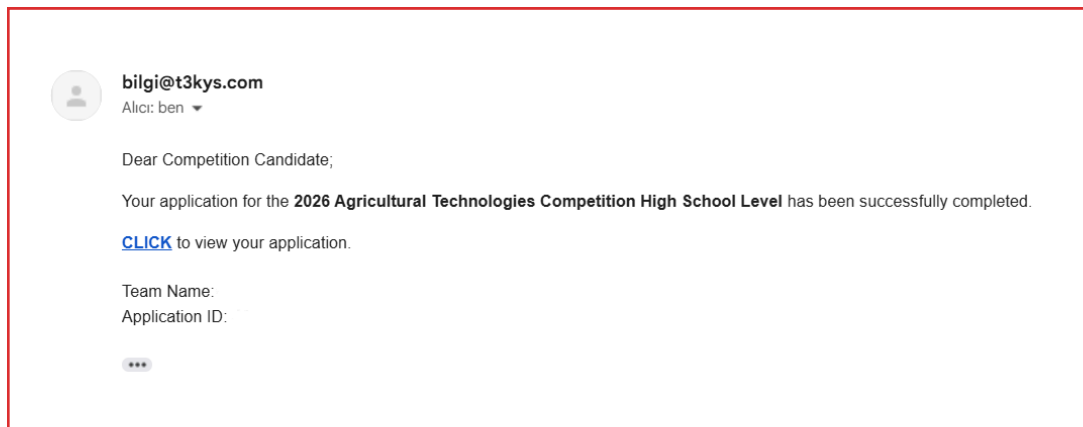
Team Members

Download Applications



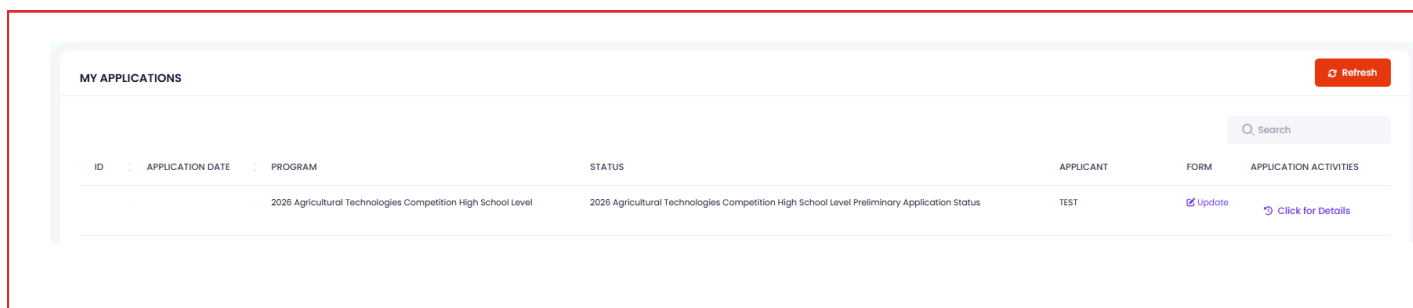
After the application is completed, the “Your Application Has Been Received” page opens. You can view your **Team ID** and **Application ID** on the relevant page.

Regarding the competition you have applied for, you will receive an email at your registered email address similar to the one shown in the image below.



You can view your applications from the “**My Applications**” tab on the home page. All processes related to the competitions are carried out through CMS.

By clicking the button under the “**Application Activities**” tab, you can view your application activity history.





**THANK YOU
YOU HAVE COMPLETED YOUR
APPLICATION!**

By following the application steps above, you are now one step closer to becoming a competitor in the TEKNOFEST Technology Competitions.